

FPV GOGGLE USER MANUAL

System Content



FPV GOGGLE

Carry case



Futaba data cable

JR data cable

WFLY data cable



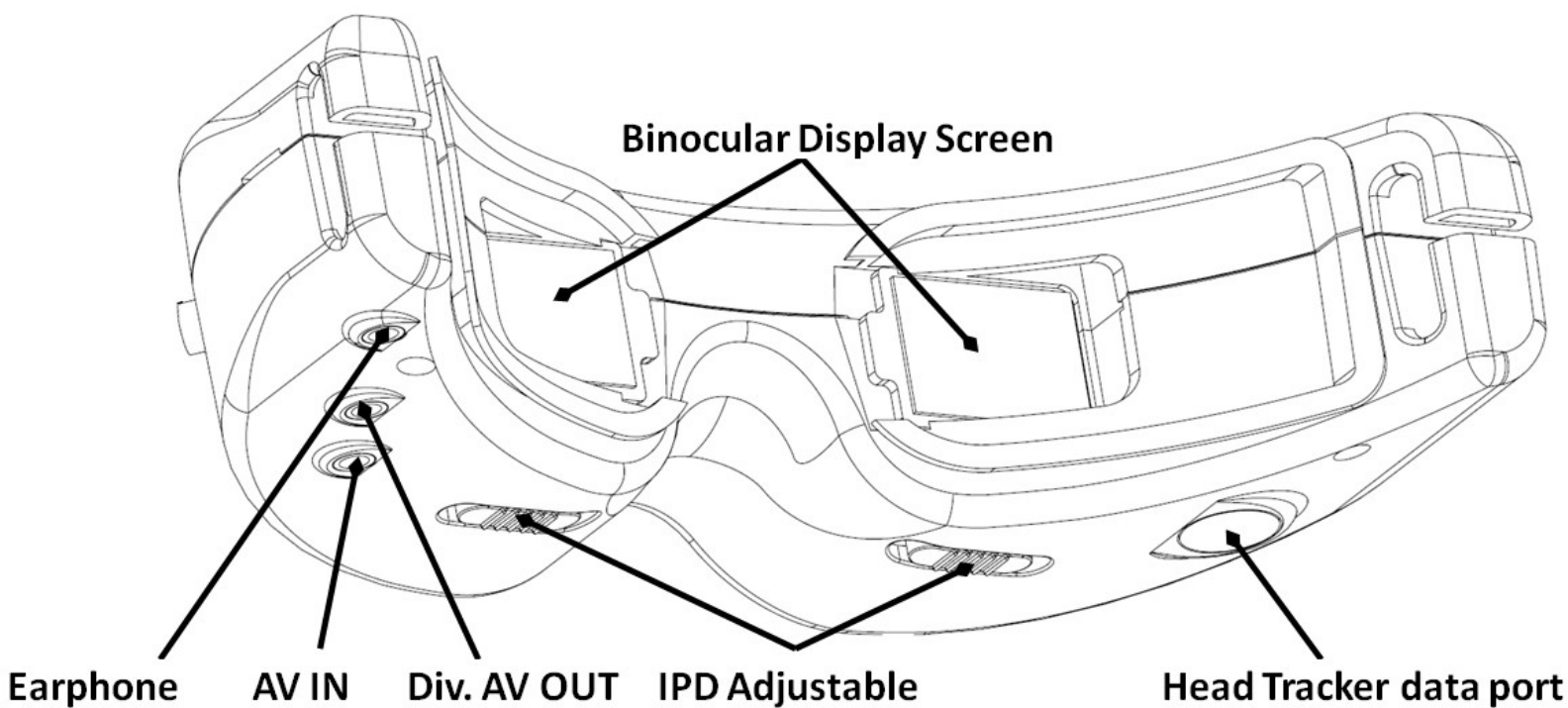
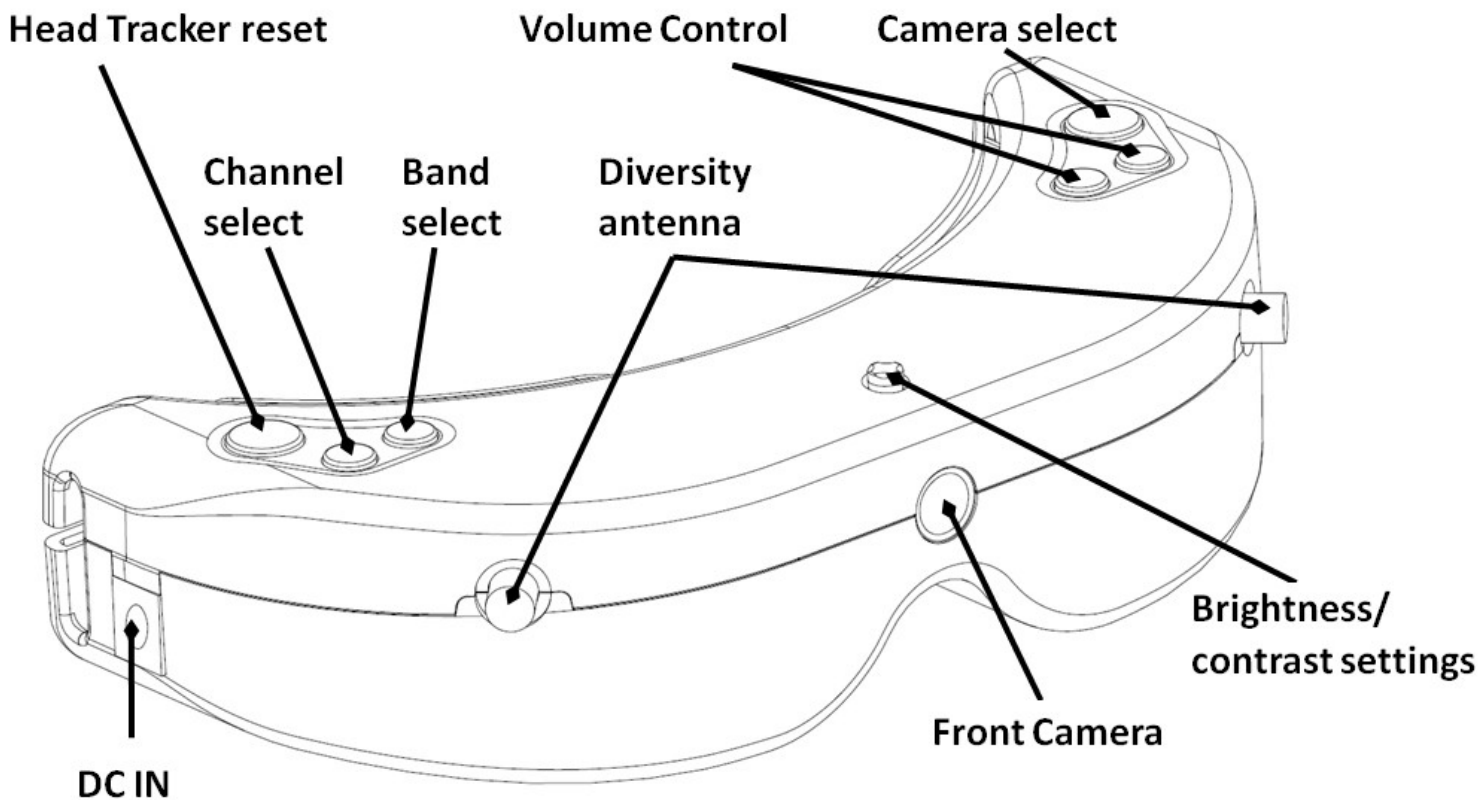
AV cable



Power cable

5.8G 2dBi antenna X 2

Function Diagram



Operation Instruction

Wireless

The FPV Goggles with Built-in 5.8Ghz Dual Diversity Receiver and Dual Antenna port can receive 2 different channels at the same time and automatically for best reception. It working in diversity mode to achieve good signal utilization and improve the image quality.

It supports 4 Bands and total 32channels (Bands selection and Resulting Frequencies see details in Specifications)

Bands Setup

- Long Press Button "BAND" to setup the Bands. Different beeps refer to different Bands.
- It'll return to normal working mode after 1 short beep if there is no operation within 3 secs.
-

Beep	Receiver Channel
1 short beep	Band 1
2 short beep	Band 2
3 short beep	Band 3
4 short beep	Band 4

Channel Setup

- Short Press Button "CH" to select from CH1 to CH8. Different beeps refer to different channels.

Beep	Receiver Channel
1 short beep	CH1
2 short beep	CH2
3 short beep	CH3
4 short beep	CH4
5 short beep	CH5
6 short beep	CH6
7 short beep	CH7
8 short beep	CH8

Head Tracker

PPM Channel Setup

- Press and Hold Button "HT", then connect power to enter Head Tracker Setup Menu (Release the button as soon as powered). Head Tracker will beep indicating the current PPM Channel. See details below.
- Short Press "HT" Button to select different PPM Channels. Long Press the button to enter Pan Tracking Range setting mode.
-

Beep	PPM Channel
1 short beep	Pan CH5,Tilt CH6 (Factory default)
2 short beep	Pan CH5,Tilt CH7
3 short beep	Pan CH5,Tilt CH8
4 short beep	Pan CH6,Tilt CH7
5 short beep	Pan CH6,Tilt CH8
6 short beep	Pan CH7,Tilt CH8

Pan Tracking Range Setting

- 1 long beep refers to 90 degrees, 2 long beeps refer to 180 degrees
- Short Press "HT" button to change the working Range with corresponding beep
- Long press "HT" to return (with 1 short beep) PPM channel setup mode.

Please disconnect the power after setup and then reconnect to enter normal working mode.

Short press "HT" button is ok to setup head tracker into Center position while working.

Front Camera

- The Front Camera is Wide-Angle Camera with 680X480(VGA) Resolution and good low Illumination. It's very convenient to view around without taking off the Goggles.
- Press "Camera" button to open the Front Camera.

Volume

- Each boot is automatically set to the lowest volume to avoid sudden loud boot.
- A long beep indicates that you have reached the MAX or MIN Volume. .

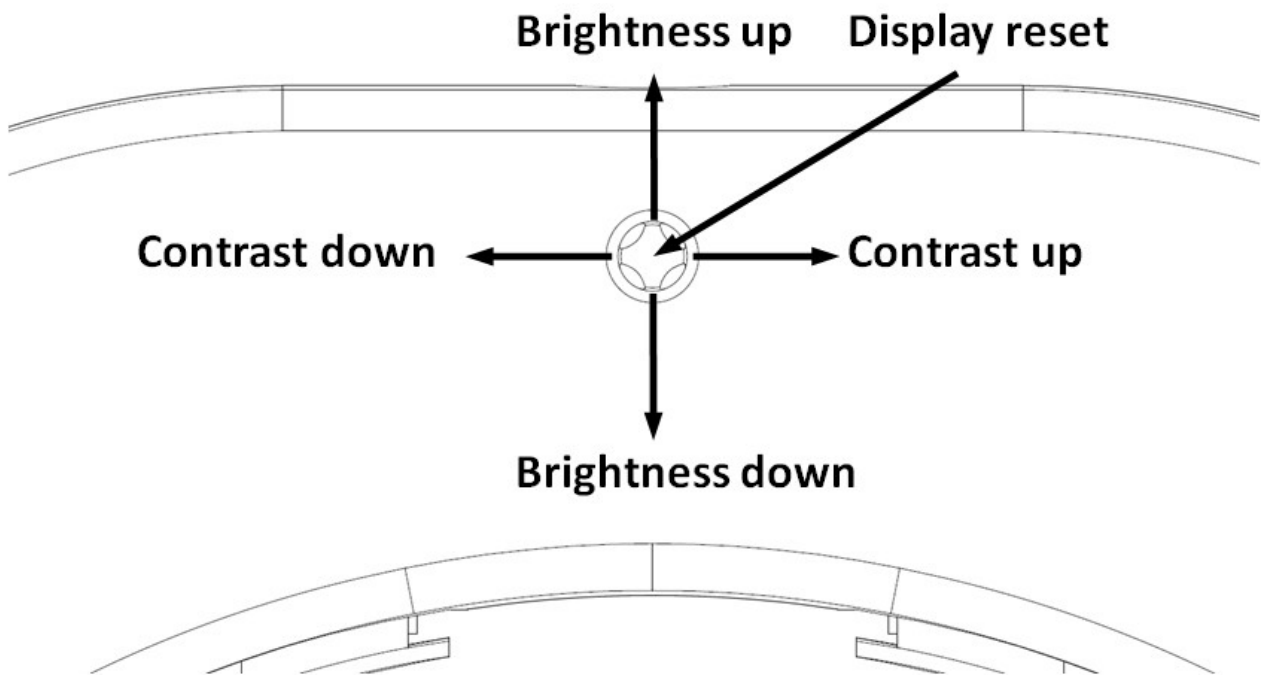
Display Setup

Interpupillary distance (IPD) Adjustable

- Pull the IPD Adjuster to adjust the interpupillary distance

Brightness/ contrast settings

- It's easy to setup the Brightness/Contrast with the 5-direction switch. Short press is to adjust gradually, long press is to adjust continuously. It will auto saved if there is no operation within 5 secs.
- Press Center button 3 seconds to adjust Brightness/Contrast to factory default.



AV input

- The goggles support AV IN. The wireless model will close when the AV IN is connected.
- The Front Camera is ok for use under AV IN mode.

AV output

- Div. AV Out is the diversity Video and Audio output
- Earphone port is audio output for connecting earphones.

Specifications

Binocular Display	FOV		30 degrees (Diagonal)						
	Resolution		854X480(WVGA), 1,229,760 color sub-pixels						
	Brightness		350cd/m ²						
	Interpupillary distance (IPD)		60-68mm Adjustable						
Wireless Receiver	ISM 5.8GHz 32 Channel, Diversity receiver.								
		5865M	5845M	5825M	5805M	5785M	5765M	5745M	5725M
		5733M	5752M	5771M	5790M	5809M	5828M	5847M	5866M
		5705M	5685M	5665M	5645M	5885M	5905M	5925M	5945M
		5740M	5760M	5780M	5800M	5820M	5840M	5860M	5880M
	Sensitivity		-90dBm±1dBm						
	Antenna port		2 X SMA,50ohm						
	Video Standard		NTSC/PAL						
	Video output level		1.0Vp-p Typ / 75ohm						
	Audio output level		1.0Vp-p Typ / 10Kohm						
t Camera	FOV		120 degrees (Diagonal)						
	Resolution		640X480(VGA)						
	FOCAL LENGTH		f=0.95mm						
	F/NO		F/NO=2.0						
l Tracker	Sensor		Magnetic, Inertial and gyro						
	Output		PPM 8 channel, Optional 5-6CH,5-7CH,5-8CH,6-7CH,6-8CH,7-8CH						
Div. AV OUT(3.5mm4P)		Diversity Video、Audio output							
AV OUT(3.5mm3P)		32 Ω /75mW or 16 Ω /105mW, With volume control							
AV IN(3.5mm4P)		Video、Audio input							
DC IN		DC 7~28V/ 1A							
Power Consumption		12V input: 4.3W							
Dimensions		168(L)X92.5(W)X41(H)mm (Not include prominent part)							
Weight		g							
Operating Temperature		0°C~+55°C							